



### District Report Card: 2017


<b>State:</b> Chhattisgarh	<b>District:</b> Korba
<b>Class:</b> 8	<b>Subject:</b> Language
<b>Schools:</b> 51	<b>Students:</b> 1264


### Participation/Coverage


#### Students

<div>GENDER</div> <div></div>	Boys		Girls	
	Number	%	Number	%
	551	43.59	713	56.41

<div>AREA</div> <div></div>	Rural		Urban	
	Number	%	Number	%
	1027	81.25	237	18.75

<div>CATEGORY</div> <div></div>	SC		ST		OBC		GEN	
	Number	%	Number	%	Number	%	Number	%
	128	10.13	630	49.84	483	38.21	23	1.82

<div>CWSN</div> <div></div>	LD	VI	HI	S&LD	ID	Oth
	0	0	1	2	1	1

<div>Management</div> <div></div>	Government		Government-aided	
	Number	%	Number	%
	1239	98.02	25	1.98

### Average Performance of Students in Language (%)

Overall	Gender		Area		Management		Social Group			
	Male	Female	Rural	Urban	Govt.	Aided	SC	ST	OBC	GEN
54.62	53.84	55.22	56.14	48.02	54.99	36.27	51.93	54.35	55.61	56.23

### Performance on Learning Outcomes (LOs)

Learning Outcomes	Description	Average Performance(%)
L813	Read textual/non-textual materials with comprehension and identifies the details, characters, main idea and sequence of ideas and events while reading	54.62

Range of Performance of Students who Answered Correctly							
Below 30%		30% - 50%		50% - 75%		Above 75%	
Number	%	Number	%	Number	%	Number	%
173	13.69	349	27.61	547	43.28	195	15.43

### Lowest Performing Learning Outcomes (LOs)

1 - Read textual/non-textual materials with comprehension and identifies the details, characters, main idea and sequence of ideas and events while reading (54.62)